


Early Listeners

Jenna Myers & Garrett Byrne




3

Contents

Unit 1	Who is your best friend?	8
	He's fun and energetic. He makes me laugh.	
Unit 2	My hobby is reading.	14
	I collect seashells. My hobby is origami.	
Unit 3	I vacuum the carpet.	20
	I have to do my chores. My sister washes the windows.	
Unit 4	How often do you make pizza?	26
	We practice every Tuesday. Every week, I have school and chores.	

Unit 5	It starts at 9:30.	32
	When do you have social studies class? The classes are from 8:30 to 9:30.	
Unit 6	I want juice today.	38
	Do you want a cookie? Do you have any juice?	
Unit 7	That belongs to my sister.	44
	Let's look for it. I can't find it!	
Unit 8	I like your shorts.	50
	Does this outfit look OK? I wear T-shirts and jeans.	

Unit 9	It costs two dollars and fifty cents.	56
	We need soap, apple juice, and yogurt. I get a magazine.	
Unit 10	I like funny movies.	62
	I'm reading a fantasy. I want to watch anime!	
Unit 11	May I take your order?	68
	I'll have a cheese sandwich. It's going to be delicious!	
Unit 12	What do you want to be?	74
	I want to be a fashion designer. I want to be a pilot.	



How to Use This Book

Early Listeners is a three-book series designed to develop the natural ear and accent of budding students as they move from the beginning to high beginning levels of English. Each unit in *Early Listeners* features distinct listening opportunities including short and long conversations, monologs, and videos. Each book in the *Early Listeners* series includes over 100 minutes of audio and video for learners to use as they improve their language skills.

Warm Up

The three activities on this page introduce some of the vocabulary and sentence structures that students will hear throughout the unit.

This page provides an opportunity to talk about the theme of the unit. Teachers can ask students about what they see, what they hear, and what they predict the rest of the unit will contain.

Practice

These two activities provide practice in both listening for details and listening for ideas. The activities are building blocks for what will be heard in the rest of the unit.

Listening 1 & 2

The **Word Focus** sections highlight key words and/or phrases that will be heard in the listening passages. Students get a chance to hear these words individually and within sample sentences before they hear them used in the main conversation or monolog.

Listening 1 is a conversation between two speakers. It is followed by two different types of listening for details exercises.

Listening 2 is a monolog. It is followed by a third type of listening for detail comprehension exercise. Both **Listening 1** and **Listening 2** build on the language introduced in the previous activities.

Both pages end with **Close Up** grammar segments that clarify important points or accentuate useful information.

Listening 3

The **Listening 3** section features a video conversation between two speakers which allows learners to observe the interaction of the speakers while listening to the conversation. It uses a slightly different approach to review language from the unit. It is followed by two different listening for detail exercises.

The last exercise on the page allows students to role play both sides of the conversation using a follow-up video.

In addition to the videos in this section, audio tracks have been provided for the **Workbook** exercises.

Listening 3

Watch and write.

What are their best friends like?

1. Circle T for true or F for false.

- Emily's best friend likes to share things with her. T F
- Emily plays golf and draws pictures with her best friend. T F
- Amy codes and watches TV with her best friend. T F

Watch and say the roles.

- You are Emily.
- You are Amy.

Skills Focus & Speaking

Listen and match.

What are their best friends like? What do they do together?

1. + **energetic** + +
2. + **honest** +

Speaking

Listen and say.

1. Who is your best friend? B: My best friend is **Jessica**.
2. What do you do together? G: We play in her tree house and sing songs.
3. What is she like? G: She is nice and caring.

Say with a partner. Change the words above.

1. **Avi** **Rob**
sporty / energetic play soccer go hiking
2. **Vanessa** **Rob**
funny / honest take selfies laugh a lot
3. **Rob** **Rob**
helpful / talkative code make short videos

1 Who is your best friend?

Match and say.

1. same 2. tree house 3. go shopping 4. necklace

Complete the puzzle.

Across

1. 2.
3. 4.
5. 6.
- 7.

Down

1. 2.
3. 4.
5. 6.
- 7.

Circle and say.

1. A: Who / What is your best friend?
B: My / Her best friend is Jill.
A: What is she / he like?
B: She is nice and talkative.
2. A: Who is your best friend?
B: My best friend is / are Paul.
A: Why is he / you're / your best friend?
B: He shares with me, and she / he is helpful.

Choose, write, and say. Some words will NOT be used.

together caring code same age

1. My best friend is Dan.
We like the _____ video games.
2. My best friend is Julia.
We like to _____ together.
3. My best friend is Pete.
We are the same _____.

Listening 1 Listen and write.

Girl: Who's your _____ friend?
Boy: My best friend is Henry.
Girl: Why is he your best friend?
Boy: We like the same sports. He's fun and _____
We hang out on the weekends a lot.
Girl: I hang out with my best friend, Kate.
Boy: What's she like?
Girl: Um... She's _____ She always helps me with my homework.
Boy: What else do you do _____?
Girl: We like to _____
We also like to make things.
We make _____ and bracelets.

Listening 2 Listen, write, and say.

My best friend is Brian. We are the same age. We go to the _____ school, too. He is honest and _____
He makes me _____
We always have fun together. He has a _____ and
we like to hang out there. We listen to music and play games.
But most of the time, we _____ We love coding. We also eat
a lot of cookies. His grandma _____ the best cookies!

Match

caring helpful necklace code together makes
best tree house energetic same go shopping laugh

Listening 3 Listen and write.

Girl 1: What's your best friend like?
Girl 2: She's nice. She _____ everything with me.
Girl 1: Do you _____ a lot?
Girl 2: Yes, we do. We play _____ and ride our bikes.
What's your best friend like?
Girl 1: Well, she _____ a lot, and she makes me laugh.
Girl 2: So, she's talkative and _____
Girl 1: Yep!
Girl 2: What do you like to do together?
Girl 1: We like to do a lot of things.
We play guitar, code, draw _____ and watch TV.

Write and say. Use your own information.

1. Who is your best friend?
My best friend is _____
2. What's he/she like?
He/She is _____ and _____
3. What do you like to do together?
We _____ together.

Skills Focus & Speaking

The last page summarizes and reviews what has been learned in the unit. The **Skills Focus** activity focuses on key sentence structures and serves as a mini-review while the **Speaking** section expands on the review and brings everything together.

Workbook

The workbook provides four pages of additional practice per unit, and it can be completed as homework or in class. The first two pages of workbook activities review vocabulary and sentence structure.

The last two pages of the workbook review **Listening 1-3** and practice listening for details. Finally, at the bottom of the last page, students are asked to write about themselves. This activity helps students consolidate and personalize what they have learned.

Transcripts & Answer Key

Each book includes a full set of transcripts for the listening passages and an answer key for the practice activities.

Unit 1

Who is your best friend?

Warm Up

A Listen, read, and say.



Who is your best friend?

My best friend is Dan.

My best friend is Meg.

Why is Meg your best friend?

What's Dan like?

He's honest and nice.

We have fun together!

B Listen and say.



1.



☐ same

2.



☐ share

3.



☐ together

4.



☐ caring

5.



☐ helpful

6.



☐ honest

7.



☐ nice

8.



☐ talkative

C

Listen to



again. Check (✓) the words you hear.





A Listen and choose.

1.



2.



B Listen and write the letter (a-d).



Listening 1

Word Focus

Listen and say.




energetic



go shopping



necklace



bracelet

A Listen and write.



1.



Best friend

Is fun and

2.



Best friend

Is

B Listen again and complete the sentences.

1. We like the sports.

2. What else do you do ?

3. We make necklaces and .

Close Up

- We hang out on the weekends **a lot**. ✓
- We **a lot** hang out on the weekends. ✗
- We hang out on the weekends **often**. ✓
- We **often** hang out on the weekends. ✓

Listening 2

Word Focus


Listen and say.



age



laugh



tree house




code

Listen and choose.



1. What goes here?



a.



b.



2. The boys are the same _____.


a. friends

b. school

c. age

3. They do NOT _____ together.

a.



b.



c.



Close Up

- My sister is **funny**. (She makes me laugh.) ✓
- My dad is **fun**. (I have a good time with him.) ✓
- Baseball is **fun**. (I enjoy playing baseball.) ✓
- Baseball is **funny**. ✗



A Watch and write.




Video 01



Track 09

What are their best friends like?



B Circle T for true or F for false.

- Emily's best friend likes to share things with her.
- Emily plays golf and draws pictures with her best friend.
- Amy codes and watches TV with her best friend.

T

F

T

F

T

F

C Watch and say the roles.



Video 02



Track 10

- You are Emily.
- You are Amy.



Listen and match.



What are their best friends like? What do they do together?

1.



energetic

a



2.



honest

b



Speaking

A Listen and say.



B: Who is your best friend?

G: My best friend is **Jessica**.

B: What is **she** like?

G: **She** is **nice** and **caring**.

B: What do you do together?

G: We **play in her tree house** and **sing songs**.

B Say with a partner. Change the words above.

1.



Avi

sporty / energetic
play soccer
go hiking

2.



Vanessa

funny / honest
take selfies
laugh a lot

3.



Rob

helpful / talkative
code
make short videos