

# Happy Grammar

Dave Charlton



# Contents

🕒 Introduction .....	6
----------------------	---

🕒 Happy Grammar Series: Grammar Targets .....	7
---	---

## Unit 1

<b>Lesson 1</b> Singular Nouns .....	8
<b>Lesson 2</b> Articles .....	12

## Unit 2

<b>Lesson 1</b> Plural Nouns .....	16
<b>Lesson 2</b> More Plural Nouns .....	20

## Unit 3

<b>Lesson 1</b> Pronouns .....	24
<b>Lesson 2</b> Pronouns + Be .....	28

🕒 Review 1 Units 1-3 .....	32
----------------------------	----

## Unit 4

<b>Lesson 1</b> Not & Yes/No Questions .....	36
<b>Lesson 2</b> Contractions with Be .....	40

## Unit 5

<b>Lesson 1</b> This & That .....	44
<b>Lesson 2</b> These & Those .....	48

## Unit 6

<b>Lesson 1</b> Questions with Who .....	52
<b>Lesson 2</b> Questions with What .....	56

🕒 Review 2 Units 4-6 .....	60
----------------------------	----

## Unit 7

**Lesson 1** Possessive Adjectives ..... 64

**Lesson 2** Possessives & Whose ..... 68

## Unit 8

**Lesson 1** There ..... 72

**Lesson 2** There: Questions & Not ..... 76

## Unit 9

**Lesson 1** Prepositions of Place ..... 80

**Lesson 2** Questions with Where ..... 84

🎯 **Review 3** Units 7-9 ..... 88

🎯 **Test 1** Units 1-4 ..... 92

🎯 **Test 2** Units 1-9 ..... 96



# Introduction

*Happy Grammar* is a student-friendly, four-book series that supports early learners in the first stages of English language development. It emphasizes communicative picture-based activities that practice and reinforce grammar points. The pictorial method used in this book is based on a thorough understanding of language structure and how language is successfully learned. Each eight-page unit in the *Happy Grammar* series includes two lessons.

## Grammar Target

Each lesson begins with a visual representation of the grammar concept where students can easily learn the fundamentals of English grammar. The grammar presentation is then followed by several pages of exercises.



## Lesson 1




## Lesson 2

## Grammar Tip

Some lessons feature Grammar Tips that give helpful information about the grammar target.

## Exercises

The book uses a variety of practice exercises to help students acquire a solid foundation of basic, high-frequency structures. The exercises are interesting, fun, and easy to understand. Here you can see some of the many different activity types that appear in the series.



# Happy Grammar Series: Grammar Targets

## Happy Grammar 1

Unit 1	<b>Lesson 1</b> Singular Nouns
	<b>Lesson 2</b> Articles
Unit 2	<b>Lesson 1</b> Plural Nouns
	<b>Lesson 2</b> More Plural Nouns
Unit 3	<b>Lesson 1</b> Pronouns
	<b>Lesson 2</b> Pronouns + Be
Unit 4	<b>Lesson 1</b> Not & Yes/No Questions
	<b>Lesson 2</b> Contractions with Be
Unit 5	<b>Lesson 1</b> This & That
	<b>Lesson 2</b> These & Those
Unit 6	<b>Lesson 1</b> Questions with Who
	<b>Lesson 2</b> Questions with What
Unit 7	<b>Lesson 1</b> Possessive Adjectives
	<b>Lesson 2</b> Possessives & Whose
Unit 8	<b>Lesson 1</b> There
	<b>Lesson 2</b> There: Questions & Not
Unit 9	<b>Lesson 1</b> Prepositions of Place
	<b>Lesson 2</b> Questions with Where

## Happy Grammar 2

Unit 1	<b>Lesson 1</b> Irregular Plural Nouns
	<b>Lesson 2</b> More Irregular Plural Nouns
Unit 2	<b>Lesson 1</b> Countable & Uncountable Nouns
	<b>Lesson 2</b> Quantifiers: Some & Any
Unit 3	<b>Lesson 1</b> Adjectives + Nouns
	<b>Lesson 2</b> Be + Adjectives
Unit 4	<b>Lesson 1</b> Present Simple: Regular Verbs
	<b>Lesson 2</b> Present Simple: Irregular Verbs
Unit 5	<b>Lesson 1</b> Present Simple Negatives
	<b>Lesson 2</b> Present Simple Questions
Unit 6	<b>Lesson 1</b> Imperative Sentences
	<b>Lesson 2</b> Negative Imperative Sentences
Unit 7	<b>Lesson 1</b> Present Progressive
	<b>Lesson 2</b> Present Progressive Questions
Unit 8	<b>Lesson 1</b> It: Time, Seasons, Weather
	<b>Lesson 2</b> It: Days & Dates
Unit 9	<b>Lesson 1</b> Prepositions of Time
	<b>Lesson 2</b> Questions About Time

## Happy Grammar 3

Unit 1	<b>Lesson 1</b> Modal Verbs: Can
	<b>Lesson 2</b> Modal Verb Questions: Can
Unit 2	<b>Lesson 1</b> Past Simple: Be
	<b>Lesson 2</b> Past Simple: Regular Verbs
Unit 3	<b>Lesson 1</b> Past Simple: Irregular Verbs
	<b>Lesson 2</b> Past Simple Questions
Unit 4	<b>Lesson 1</b> Comparative Adjectives
	<b>Lesson 2</b> More Comparative Adjectives
Unit 5	<b>Lesson 1</b> Superlative Adjectives
	<b>Lesson 2</b> More Superlative Adjectives
Unit 6	<b>Lesson 1</b> Adverbs
	<b>Lesson 2</b> More Adverbs
Unit 7	<b>Lesson 1</b> Adverbs of Frequency
	<b>Lesson 2</b> More Adverbs of Frequency
Unit 8	<b>Lesson 1</b> Object Pronouns
	<b>Lesson 2</b> Who & What Questions
Unit 9	<b>Lesson 1</b> Prepositions of Movement
	<b>Lesson 2</b> More Prepositions of Movement

## Happy Grammar 4

Unit 1	<b>Lesson 1</b> How Many & How Much
	<b>Lesson 2</b> Quantifiers
Unit 2	<b>Lesson 1</b> Conjunctions: And & Or
	<b>Lesson 2</b> Conjunctions: But, So, & Because
Unit 3	<b>Lesson 1</b> Future Tenses
	<b>Lesson 2</b> Future Questions
Unit 4	<b>Lesson 1</b> How Questions
	<b>Lesson 2</b> Why: Questions & Suggestions
Unit 5	<b>Lesson 1</b> Possessive Nouns
	<b>Lesson 2</b> Possessive Pronouns
Unit 6	<b>Lesson 1</b> Modal Verbs: Can & May
	<b>Lesson 2</b> Must & Have To
Unit 7	<b>Lesson 1</b> Present Simple: Habits & Facts
	<b>Lesson 2</b> Present Progressive
Unit 8	<b>Lesson 1</b> Past Simple: Regular Verbs & Be
	<b>Lesson 2</b> Past Simple: Irregular Verbs
Unit 9	<b>Lesson 1</b> Sentence Types
	<b>Lesson 2</b> Exclamations with What & How

# Unit 1

## Lesson 1

### Singular Nouns

Look and write.

#### 1. People

boy  
father  
girl  
mother  
~~family~~  
teacher



family



#### 2. Places

city  
farm  
house  
park  
~~school~~  
store



park





### 3. Things

apple

bag

desk

~~pencil~~

shirt

toy

1



pencil

2



3



4



5



6



### 4. Animals

bear

bird

~~cat~~

dog

turtle

tiger

1



cat

2



3



4



5



6





## Exercises

A

Look and circle.

1.



house / store

2.



mother / father

3.



bear / bird

4.



apple / banana

5.



tiger / turtle

6.



farm / park

7.



shirt / toy

8.



boy / girl



Names are nouns. Names start with a BIG letter.



boy ➡ Alex



doctor ➡ Dr. Lee



city ➡ Paris, France



dog ➡ Bingo



**B** Look and circle.

1.



worm / Worm

2.



jo's hamburgers /  
Jo's Hamburgers

3.



flower / Flower

4.



restaurant /  
Restaurant

5.



mrs. parks /  
Mrs. Parks

6.



farmer / Farmer

**C** Look and write.

Mrs. Smith / ~~woman~~  
Mr. Smith / man

Ray / boy

~~Julia~~ / girl  
Mimi / cat

1. Noun: **woman**  
Name:

2. Noun:  
Name:

3. Noun:  
Name: **Julia**

4. Noun:  
Name:

5. Noun:  
Name:



Match and write.

dogs

girls

library

~~Paris~~

strawberries

tiger

1.



Paris

2.




3.



4.



5.



6.



people

places

things

animals



Look and write. Use the words in the box.

artist  
sun

~~doctor~~  
girl

elephant  
apple

White House  
Great Wall

store

1.

a

doctor

2.

an

3.

the



**A** Look and circle.

1.



farm / store

2.



tree / flower

3.



bear / bird

4.



cat / dog

5.



tiger / turtle

6.



house / park

7.



shirt / toy

8.



boy / girl


**B** Look and write **the**, **a**, or **an**.

1.



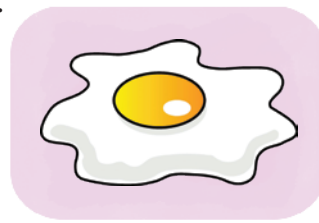
It is an owl.

2.



It is \_\_\_\_\_ loaf.

3.



It is \_\_\_\_\_ egg.

4.



\_\_\_\_\_ kids are singers.

5.



He is \_\_\_\_\_ teacher.

6.



\_\_\_\_\_ animals are dogs.